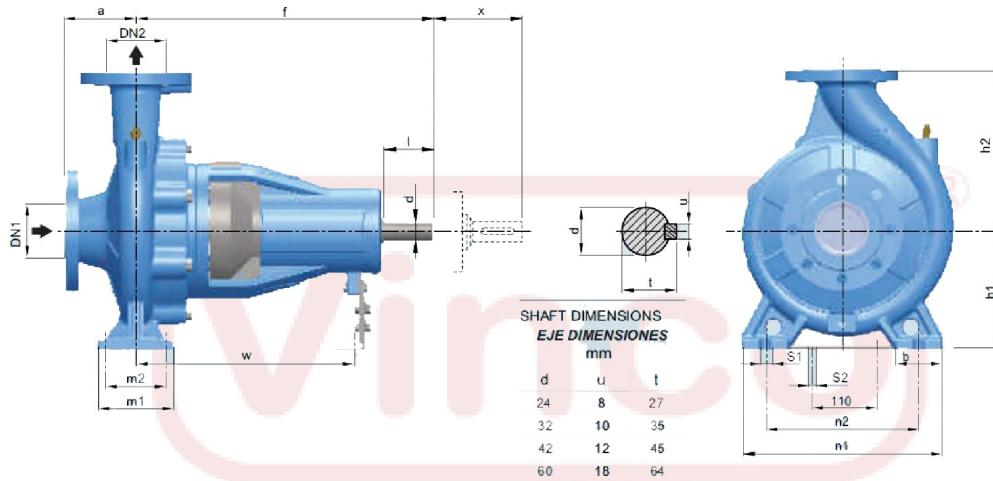




BOMBAS MANCALIZADAS



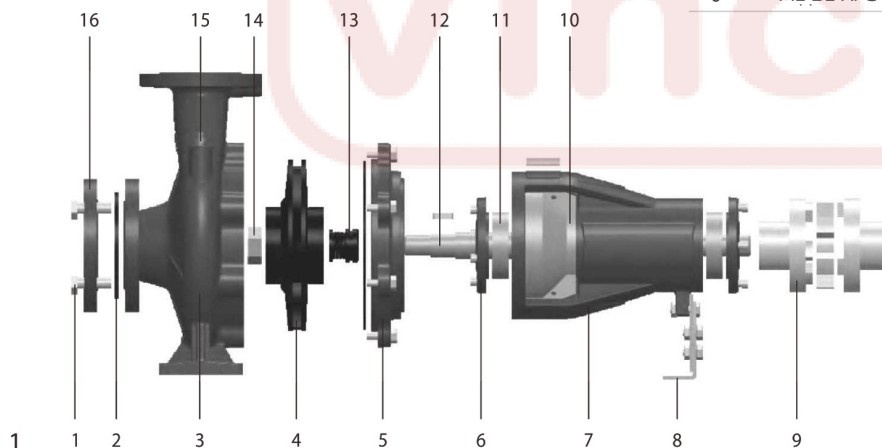
BOMBAS MANCALIZADAS

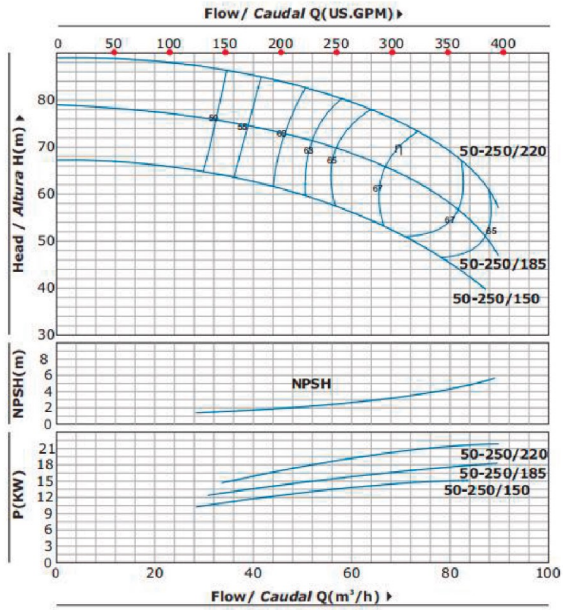


MODEL MODELO	DIMENSIONS / DIMENSIONES mm																kg	
	DN1	DN2	a	f	h1	h2	b	m1	m2	n1	n2	s1	s2	w	x	d		l
32-160	50	32	80	360	132	160	55	95	70	240	190	14	14	260	100	24	50	31
32-200	50	32	80	360	160	180	55	95	70	240	190	14	14	260	100	24	50	35
32-250	50	32	80	360	160	180	55	95	70	240	190	14	14	260	100	24	50	35
40-160	65	40	80	360	132	160	50	100	70	240	190	14	14	260	100	24	50	35
40-200	65	40	100	360	160	180	55	100	70	265	212	14	14	260	100	24	50	38
40-250	65	40	100	360	180	225	65	125	95	320	250	14	14	260	100	24	50	58
50-125	65	50	100	360	132	160	50	100	70	240	190	14	14	260	100	24	50	30
50-160	65	50	100	360	160	180	55	100	70	265	212	14	14	260	100	24	50	35
50-200	65	50	100	360	160	200	50	100	70	265	212	14	14	260	100	24	50	45
50-250	65	50	100	360	180	225	65	125	95	320	250	14	14	260	100	24	50	50
65-125	80	65	100	360	160	180	65	125	95	280	212	14	14	260	100	24	50	42
65-160	80	65	100	360	160	200	65	125	95	280	212	14	14	260	100	24	50	45
65-200	80	65	100	360	180	225	65	125	95	320	250	14	14	260	140	24	50	50
65-250	80	65	100	470	200	250	80	160	120	360	280	18	14	340	140	32	80	71
65-315	80	65	125	470	225	280	80	160	120	360	280	18	14	340	140	32	80	98
80-125	100	80	100	360	180	225	65	125	95	320	250	14	14	260	140	24	50	46
80-160	100	80	100	360	180	225	65	125	95	345	250	14	14	260	140	24	50	48
80-200	100	80	100	470	200	250	65	125	95	345	280	14	14	340	140	32	80	65
80-250	100	80	100	470	200	280	80	160	120	400	315	18	14	340	140	32	80	79
80-315	100	80	125	470	250	315	80	160	120	400	315	18	14	340	140	24	50	118
80-400	100	80	125	540	280	355	80	160	120	400	315	18	14	340	140	32	80	150
100-160	125	100	125	360	200	280	80	160	120	360	280	18	14	260	140	32	80	55
100-200	125	100	125	470	200	280	80	160	120	360	280	18	14	340	140	32	80	75
100-250	125	100	125	470	225	280	80	160	120	400	315	18	14	340	140	32	80	88

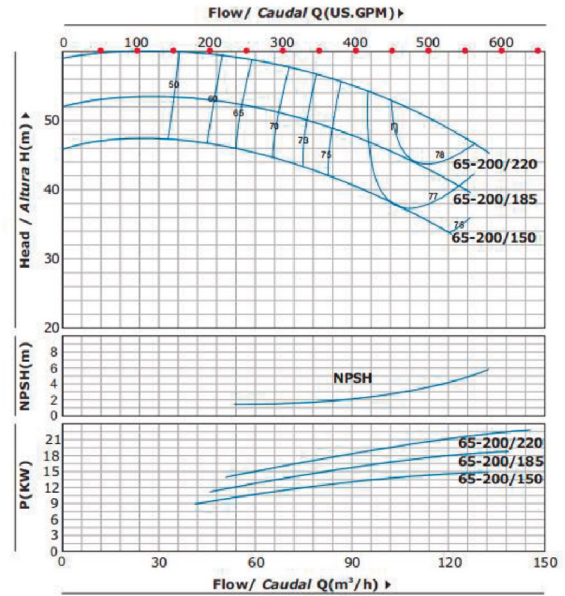
VISTA DESPIEZADA

No.	DESCRIPCIÓN	No.	DESCRIPCIÓN
1	PERNO DE BRIDA	9	ACOPLAMIENTO
2	JUNTA MECÁNICA	10	COBERTURA
3	CUERPO DE BOMBA	11	COJINETE
4	IMPULSOR	12	EJES
5	SOPORTE	13	SELLO MECÁNICO
6	TAPA DEL COJINETE	14	TUERCA DEL IMPULSOR
7	CARCASA DE SOPORTE	15	VÁLVULA DE DESCARGA
8	PIE DE APOYO	16	BRIDA

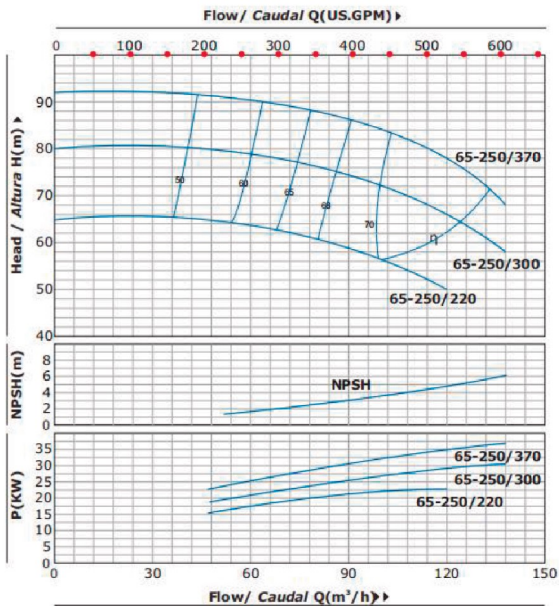




50 - 250



60 - 200



65 - 250